

# Accurate Lock and Hardware Co.

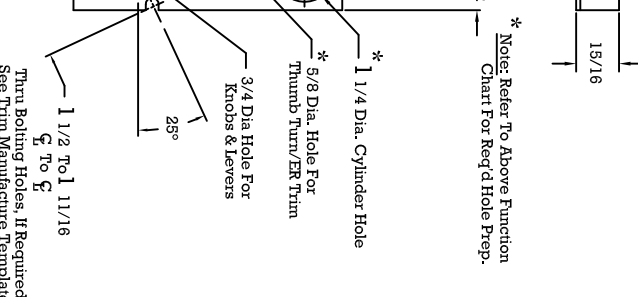
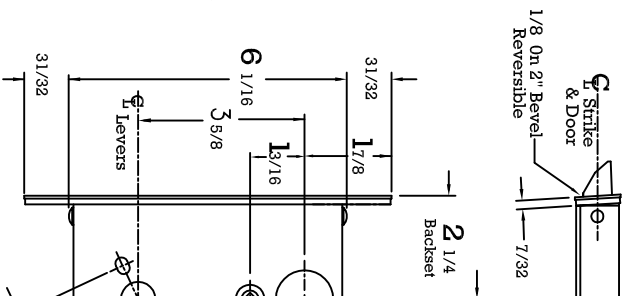
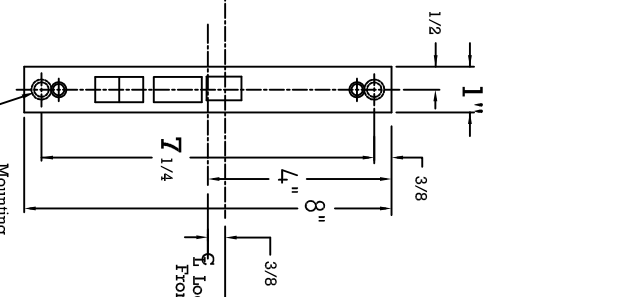
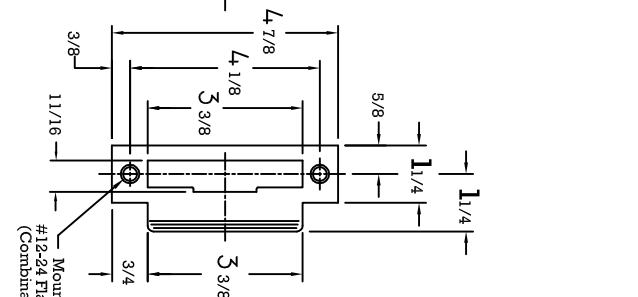
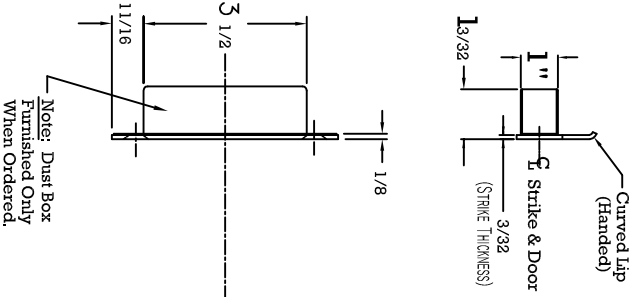
Manufacturers of  
Custom Locks and Architectural Hardware

Annie Place, Stamford, CT. 06902  
(203) 348-8865 FAX (203) 348-5234  
E-MAIL: Sales@AccurateLockandHardware.com  
www.AccurateLockandHardware.com

## 8600 - 2 1/4 Backset Mortise Lock Installation Template

8625	8656	8622	8624	8639	8601	8602	8603
FIG. 2	FIG. 3	FIG. 4	FIG. 5	FIG. 6	FIG. 7	FIG. 8	FIG. 9
Knob/Lever Both Sides	Knob/Lever Both Sides	Knob/Lever Both Sides	Knob/Lever Both Sides	Knob/Lever Both Sides	Knob/Lever Both Sides	Knob/Lever Both Sides	Knob/Lever Both Sides
1 1/4 Cylinder Hole Outside Only	1 1/4 Cylinder Hole Both Sides	1 1/4 Cylinder Hole Both Sides	1 1/4 Cylinder Hole Outside Only	5/8 Dia. Hole Turn Piece Inside Only	5/8 Dia. Hole Turn Piece Outside Only	5/8 Dia. Hole Turn Piece Both Sides	5/8 Dia. Hole Turn Piece Both Sides
			*Indicator Only, When Ordered	Em. Key Only, When Ordered			

Find Catalog Numbers Which Will Show Cutouts For Functions Desired. Refer To Composite Template Above For Locations And Sizes Of Holes.



## LEVER x LEVER 8600 SERIES 2 1/4 BACKSET

Responsibility  
Door And Frame Manufacturers Are Responsible For Providing Adequate Construction Or Reinforcement For Proper Installation Of Hardware Shown.

DWG. NO. 8600-2250TEMP  
REV 10/6/08  
FILE NAME: F:\ERR08\ACCURATE\8600\8600-TEMP.L  
F:\ERR08\TEMP\8600\8600-TEMP.L