

# 9000M / 9100M Series MARINE GRADE Mortise Locks



U/L Listed 3 Hour (R13846)  
Grade 1 certified to ANSI/BHMA  
A156.13.2005 standard

Please specify backset  
2 1/2", 2 3/4"

Please specify sectional (rose) trim being  
used:

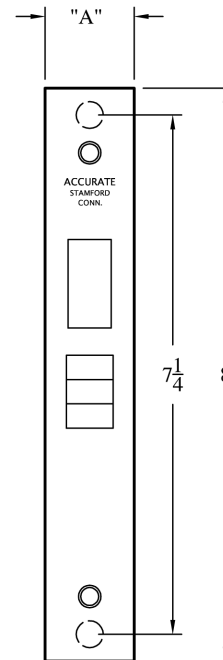
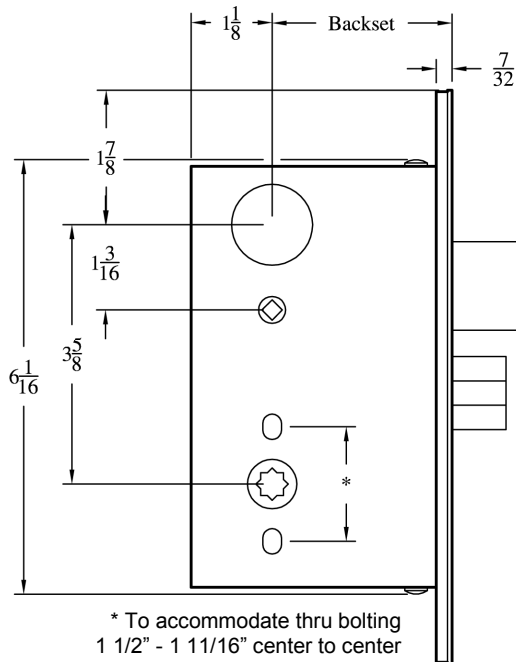
L x L = Lever x Lever

K x K = Knob x Knob

\* Knob x Lever configuration also available



CASE: 316 SS  
ARMOR FRONT: 316 SS—Adjustable bevel  
LATCH BOLT: 316 SS—Anti friction type  
3/4" throw  
DEADBOLT: Brass-chrome plated with saw proof  
pins, 1" throw  
STRIKE: 316 SS, 4 7/8" ASA  
HUBS: Available in different sizes to be  
compatible with various trims  
THUMB TURN HUB: 3/16" (5mm) on the diamond  
DUST BOX: Stainless steel available upon  
request



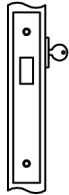
"A" 9100M SERIES—1 1/4"  
9000M SERIES—1"

# 9000M / 9100M Series MARINE GRADE Mortise Locks

## Functions

For use with lever handles, knobs

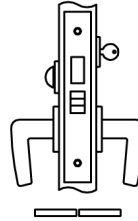
*Cylinders and trim shown for illustration purposes only (supplied by others)*



**9101M**  
for doors 1 3/4" minimum (1 1/4" armor front)

**9001M**  
for doors 1 3/8" minimum (1" armor front)

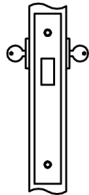
**Deadlock**  
(ANSI SERIES 1000-F18)  
Dead bolt by key outside  
No inside operation



**9124M**  
for doors 1 3/4" minimum (1 1/4" armor front)

**9024M**  
for doors 1 3/8" minimum (1" armor front)

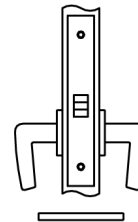
**Dormitory, Entrance or Storeroom Lock**  
(ANSI SERIES 1000-F21)  
Latch bolt by lever either side  
Dead bolt by key outside and turn piece inside  
A turn of inside lever retracts latch and dead bolt simultaneously, automatically unlocking outside lever



**9102M**  
for doors 1 3/4" minimum (1 1/4" armor front)

**9002M**  
for doors 1 3/8" minimum (1" armor front)

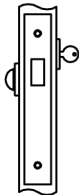
**Deadlock**  
(ANSI SERIES 1000-F16)  
Dead bolt by key either side



**9125M**  
for doors 1 3/4" minimum (1 1/4" armor front)

**9025M**  
for doors 1 3/8" minimum (1" armor front)

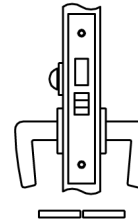
**Passage and Closet Latch**  
(ANSI SERIES 1000-F01)  
Latch bolt by lever either side



**9103M**  
for doors 1 3/4" minimum (1 1/4" armor front)

**9003M**  
for doors 1 3/8" minimum (1" armor front)

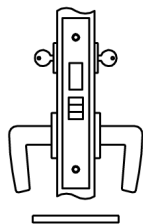
**Deadlock**  
(ANSI SERIES 1000-F17)  
Dead bolt by key outside and turn piece inside



**9139M**  
for doors 1 3/4" minimum (1 1/4" armor front)

**9039M**  
for doors 1 3/8" minimum (1" armor front)

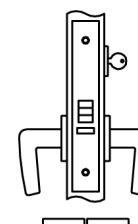
**Privacy bedroom or bathroom Lock**  
(ANSI SERIES 1000-F19)  
Latch bolt by lever either side  
Dead bolt by turn piece inside and optional emergency key outside  
A turn of inside lever retracts latch and dead bolt simultaneously—automatically unlocking outside lever



**9122M**  
for doors 1 3/4" minimum (1 1/4" armor front)

**9022M**  
for doors 1 3/8" minimum (1" armor front)

**Store Door Lock**  
(ANSI SERIES 1000-F14)  
Latch bolt by lever either side  
Dead bolt by key either side



**9159M**  
for doors 1 3/4" minimum (1 1/4" armor front)

**9059M**  
for doors 1 3/8" minimum (1" armor front)

**Storeroom or Closet Lock**  
(ANSI SERIES 1000-F07)  
Latch by lever inside and key outside  
Outside lever always RIGID  
Auxiliary latch deadlocks latch bolt