

## Offset Pivot Hinges

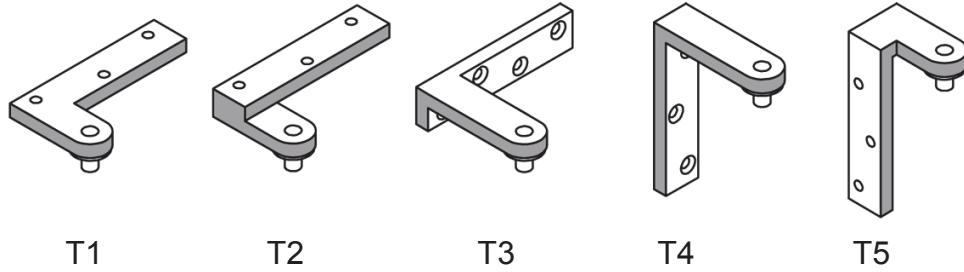
---

- Wide variety of pivot hinge configurations to suit most door conditions
- Various custom offsets to satisfy required pivot positions
- Intermediate and Dutch door pivots available
- Custom made to order from 3/8" (standard) or 1/2" (heavy duty) stock brass material
- Standard and custom finishes available
- Call with your requirements

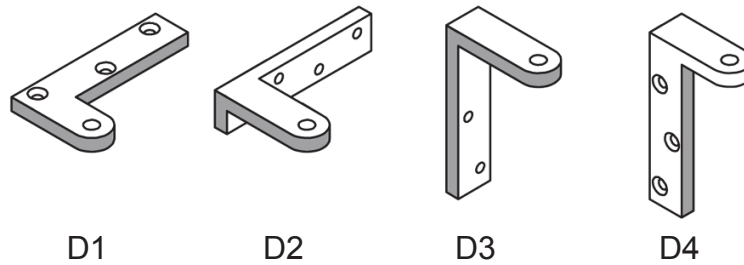


# Offset Pivot Hinges Individual Members

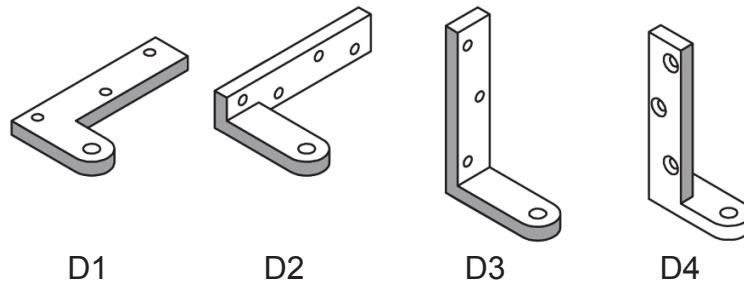
## Top Jamb



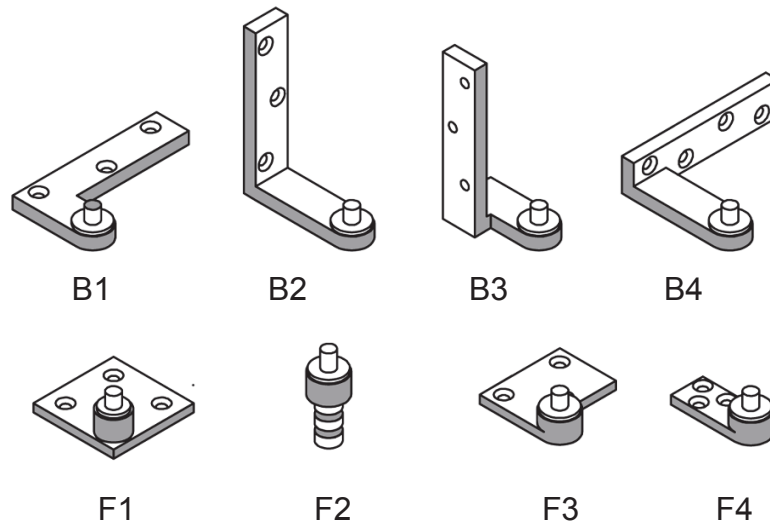
## Top Door



## Bottom Door



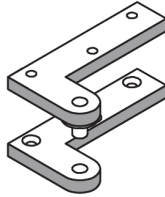
## Bottom Jamb/Sill or Floor



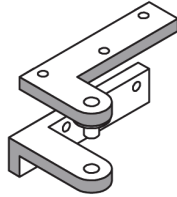
# Offset Pivot Hinges: Common Configurations

## Top Jamb-Top Door

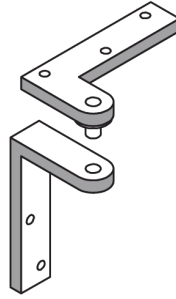
### T1 Styles



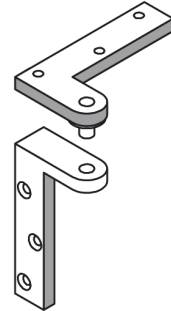
T1, D1



T1, D2

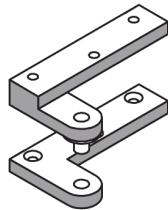


T1, D3

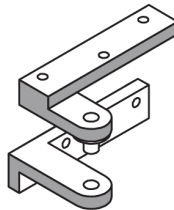


T1, D4

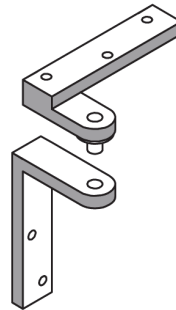
### T2 Styles



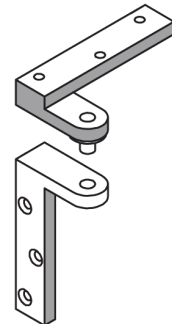
T2, D1



T2, D2

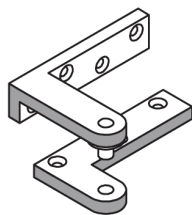


T2, D3

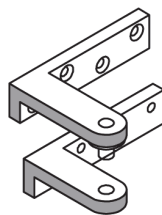


T2, D4

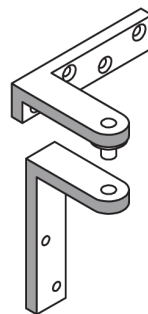
### T3 Styles



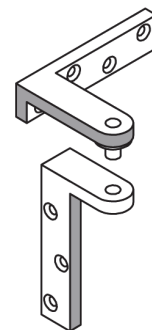
T3, D1



T3, D2



T3, D3

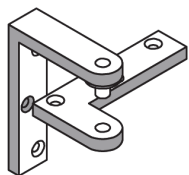


T3, D4

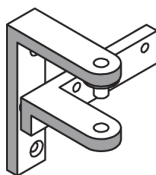
# Offset Pivot Hinges: Common Configurations

## Top Jamb-Top Door

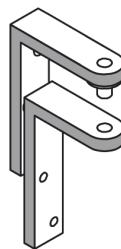
### T4 Styles



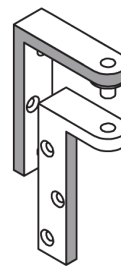
T4, D1



T4, D2

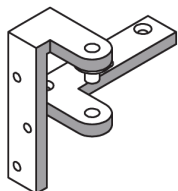


T4, D3

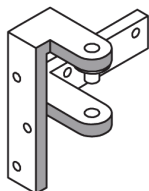


T4, D4

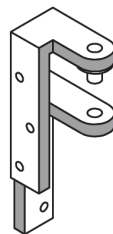
### T5 Styles



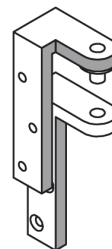
T5, D1



T5, D2



T5, D3



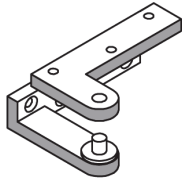
T5, D4



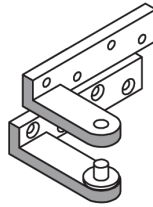
# Offset Pivot Hinges: Common Configurations

## Bottom Jamb—Bottom Door

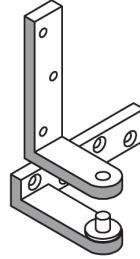
### B4 Styles



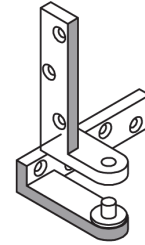
D1, B4



D2, B4

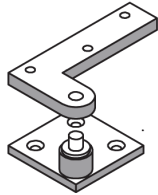


D3, B4

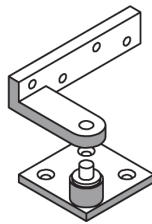


D4, B4

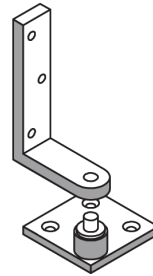
### F1 Styles



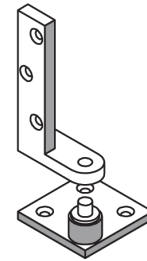
D1, F1



D2, F1

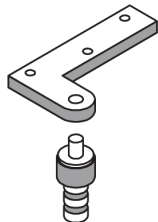


D3, F1

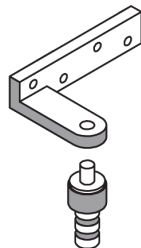


D4, F1

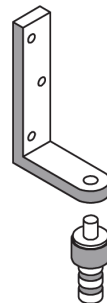
### F2 Styles



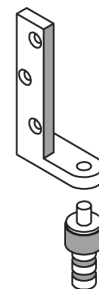
D1, F2



D2, F2



D3, F2

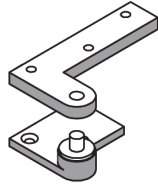


D4, F2

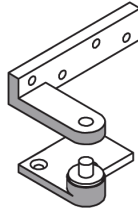
# Offset Pivot Hinges: Common Configurations

## Bottom Jamb—Bottom Door

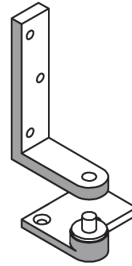
### F3 Styles



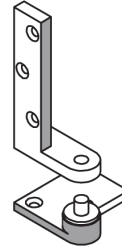
D1, F3



D2, F3

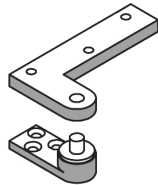


D3, F3

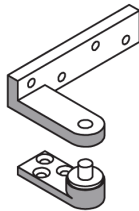


D4, F3

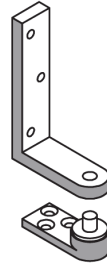
### F4 Styles



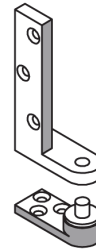
D1, F4



D2, F4

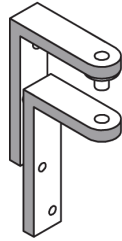


D3, F4

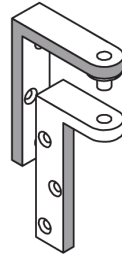


D4, F4

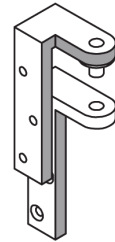
## Intermediate Pivots



i-T4, D3



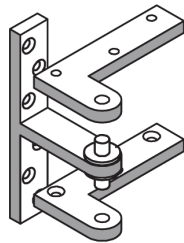
i-T4, D4



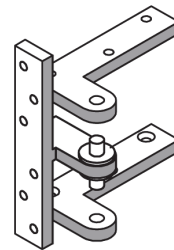
i-T5, D4

Intermediate Pivots keep tall doors from bowing. A good rule of thumb is to use this configuration for doors 8' and up.

## Dutch Door Pivots



dd-T4, D1, D1



dd-T5, D1, D1

The two Dutch door pivots shown are common examples. Accurate can manufacture almost any configuration.

# Offset Pivot Hinges Order Form



Company: \_\_\_\_\_

Address: \_\_\_\_\_

Ship To: \_\_\_\_\_

\_\_\_\_\_

\_\_\_\_\_

\_\_\_\_\_

\_\_\_\_\_

Contact: \_\_\_\_\_

Ship via: \_\_\_\_\_

Phone: \_\_\_\_\_

Date: \_\_\_\_\_

PO No.: \_\_\_\_\_

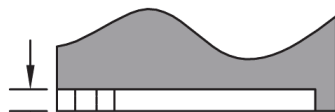
Job: \_\_\_\_\_

Qty	Configuration				Material Thickness	Handing	Finish	Door Thickness	Pivot Offset	Special Req.
	Top Jamb	Top Door	Bottom Door	Bottom Jamb						

Example:

1	T3	D2	D2	F1	3/8"	RH	US15	1 3/4"	1/4"	I-T4D3

Special Requirements:  
Intermediate pivots: i-T4D3, i-T4D4, i-T5D4  
dd (Dutch door): Please call to discuss  
B (bearings)



Pivot Thickness  
3/8" standard  
1/2" heavy duty



Pivot  
Offset

\*Bearings optional for  
high frequency doors